

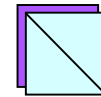
## Mystery Quilt 2008 – Step 2

### Making Half square triangle squares

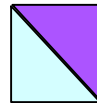
Mark on one diagonal of all eight  $3 \frac{7}{8}$  inch fabric squares.



Match right sides together these eight fabric A  $3 \frac{7}{8}$  squares with the eight  $3 \frac{7}{8}$  inch squares of fabric B,



Sew on each side of the marked line and cut apart on the line. This will yield you 16 half square triangle squares.

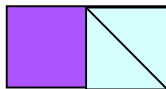


### Making geese units

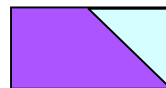
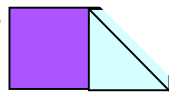
Mark one diagonal on sixteen of the  $3 \frac{1}{2}$  inch fabric A squares



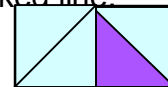
Place one  $3 \frac{1}{2}$  inch square on a  $6 \frac{1}{2} \times 3 \frac{1}{2}$  inch rectangle of fabric B and sew on the line.



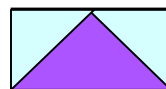
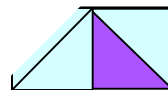
Trim and iron open.



Place another  $3 \frac{1}{2}$  inch square on the other side of the  $6 \frac{1}{2} \times 3 \frac{1}{2}$  inch rectangle as shown and sew on the marked line.



Trim and iron open.



Make eight geese units.

### Making the Bar units

From the strip set cut twenty-four  $6 \frac{1}{2}$  inch long units and sixteen  $3 \frac{1}{2}$  inch units.